


Assembly instruction
for Drop cable

1. Preparation



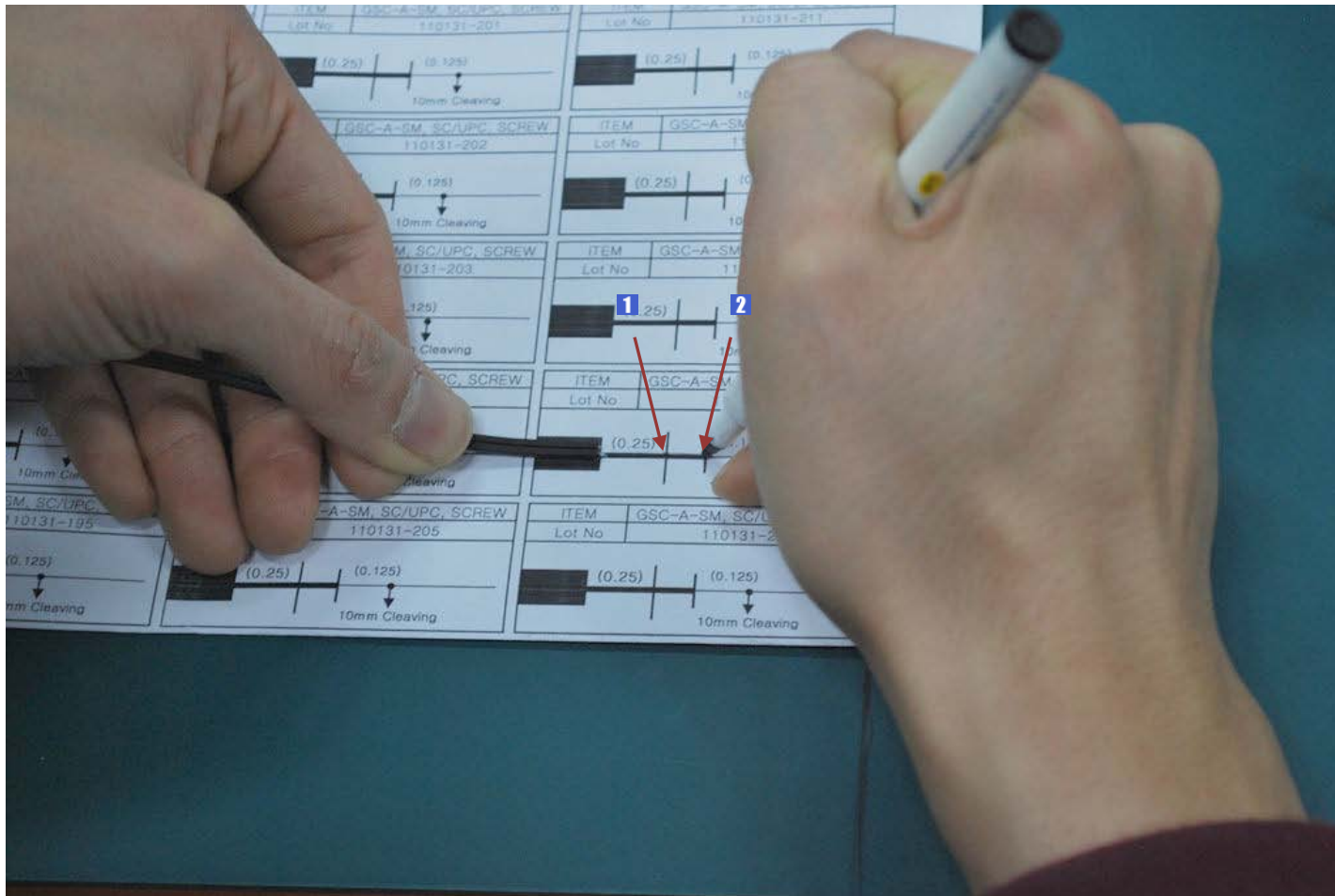
2. Boot insertion



3. Strip the Drop cable.




4. Marking the point on the bare fiber (250um).



5. Strip bare fiber.




6. Wiping the bare fiber.



7. Cleaving the fiber.



8. Fiber insertion in the connector(1).



8. Fiber insertion in the connector(2).



8. Fiber insertion in the connector(3).




8. Fiber insertion in the connector(4).



8. Fiber insertion in the connector(5).



9. Screwing the boot(1).



9. Screwing the boot(2).



10. Finish.

